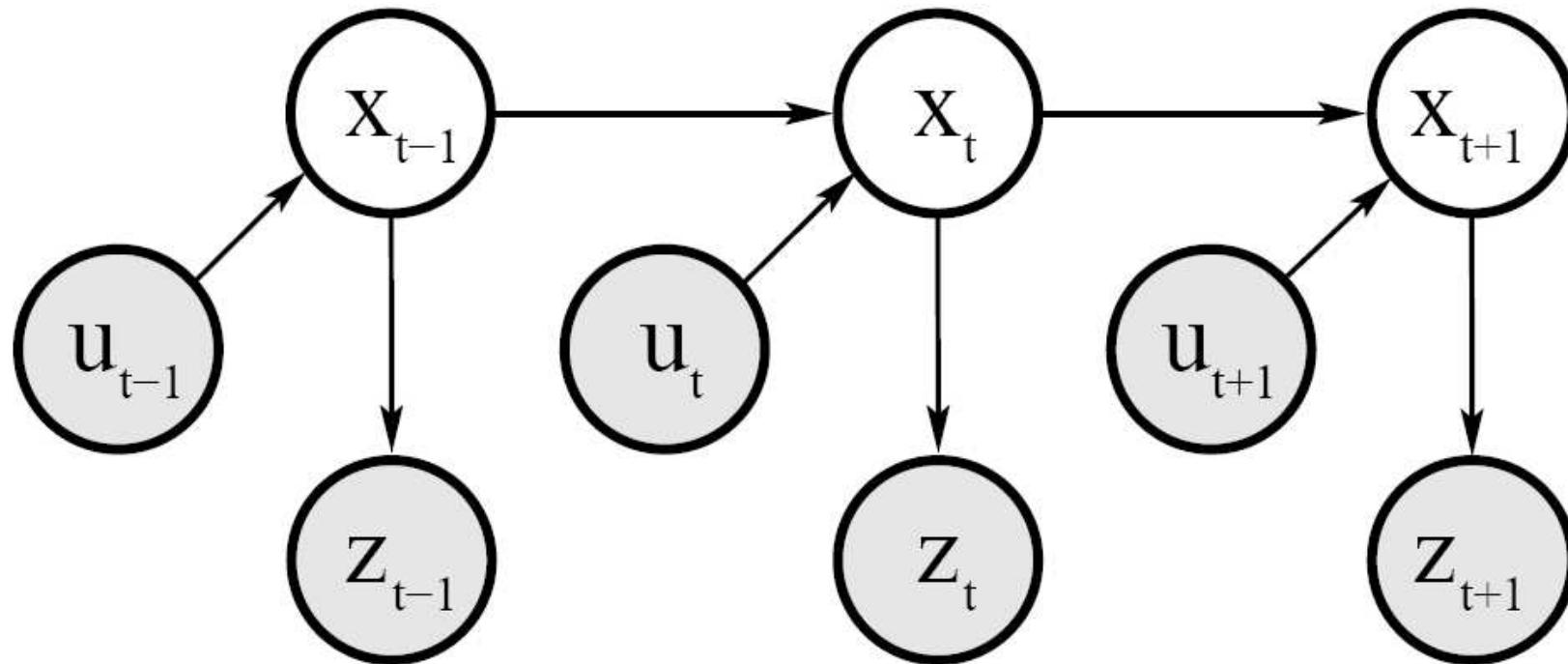


# Introduction to Mobile Robotics

## **Probabilistic Motion Models**



# Dynamic Bayesian Network for Controls, States, and Sensations

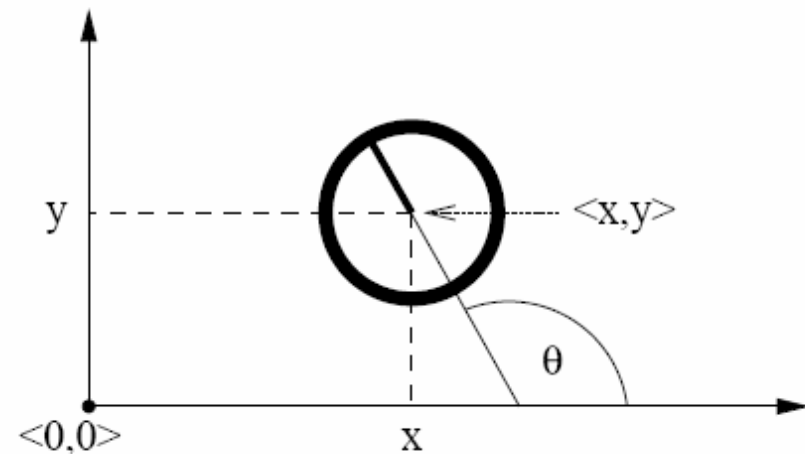


# Probabilistic Motion Models

- To implement the Bayes Filter, we need the transition model  $p(x | x', u)$ .
- The term  $p(x | x', u)$  specifies a posterior probability, that action  $u$  carries the robot from  $x'$  to  $x$ .
- In this section we will specify, how  $p(x | x', u)$  can be modeled based on the motion equations.

# Coordinate Systems

- In general the configuration of a robot can be described by six parameters.
- Three-dimensional cartesian coordinates plus three Euler angles pitch, roll, and tilt.
- Throughout this section, we consider robots operating on a planar surface.
- The state space of such systems is three-dimensional  $(x,y,\theta)$ .




# Typical Motion Models

- In practice, one often finds two types of motion models:
  - **Odometry-based**
  - **Velocity-based (dead reckoning)**
- Odometry-based models are used when systems are equipped with wheel encoders.
- Velocity-based models have to be applied when no wheel encoders are given.
- They calculate the new pose based on the velocities and the time elapsed.

# Example Wheel Encoders

These modules require +5V and GND to power them, and provide a 0 to 5V output. They provide +5V output when they "see" white, and a 0V output when they "see" black.



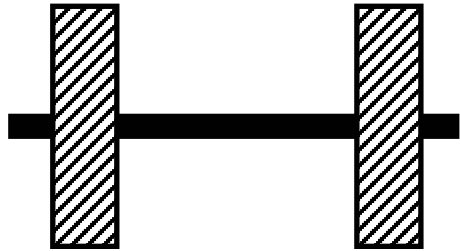
These disks are manufactured out of high quality laminated color plastic to offer a very crisp black to white transition. This enables a wheel encoder sensor to easily see the transitions.

# Dead Reckoning

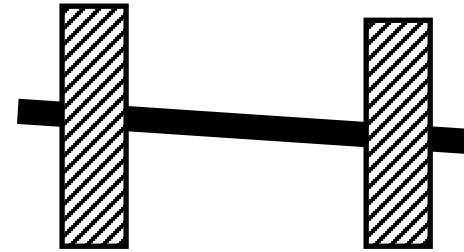
- Derived from “deduced reckoning.”
- Mathematical procedure for determining the present location of a vehicle.
- Achieved by calculating the current pose of the vehicle based on its velocities and the time elapsed.



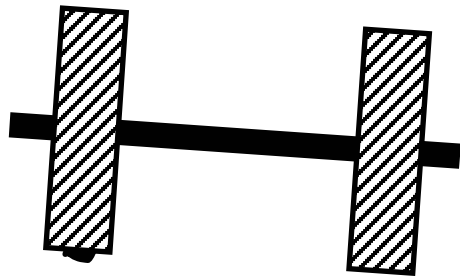
# Reasons for Motion Errors



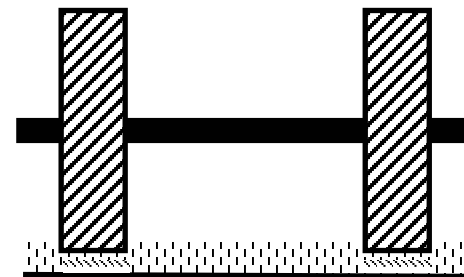
ideal case



different wheel  
diameters



bump



carpet

and many more ...

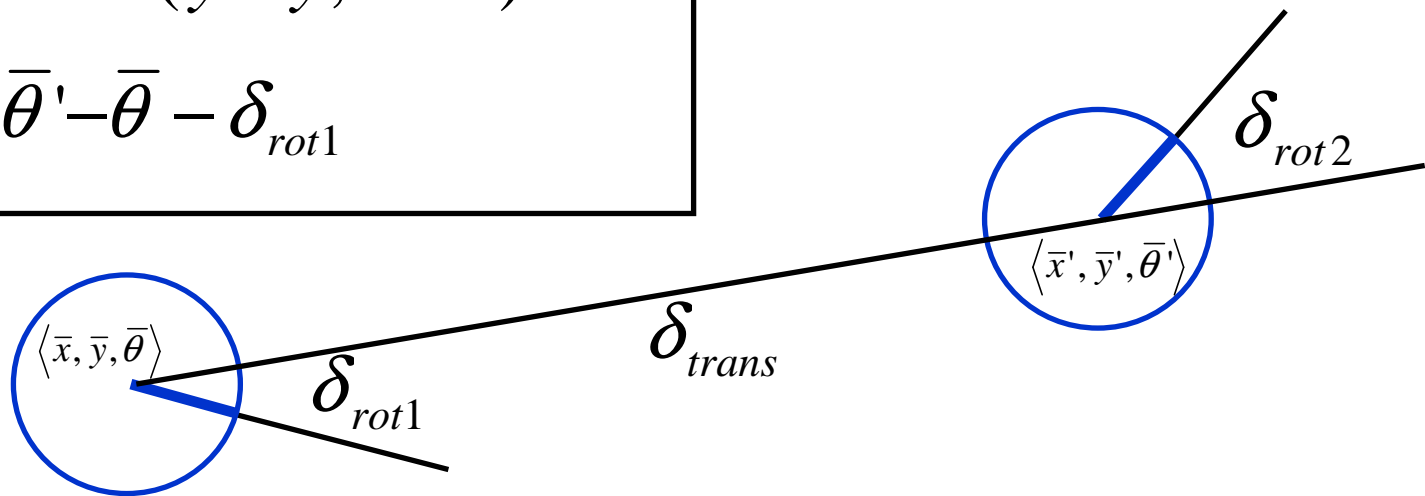
# Odometry Model

- Robot moves from  $\langle \bar{x}, \bar{y}, \bar{\theta} \rangle$  to  $\langle \bar{x}', \bar{y}', \bar{\theta}' \rangle$ .
- Odometry information  $u = \langle \delta_{rot1}, \delta_{rot2}, \delta_{trans} \rangle$ .

$$\delta_{trans} = \sqrt{(\bar{x}' - \bar{x})^2 + (\bar{y}' - \bar{y})^2}$$

$$\delta_{rot1} = \text{atan2}(\bar{y}' - \bar{y}, \bar{x}' - \bar{x}) - \bar{\theta}$$

$$\delta_{rot2} = \bar{\theta}' - \bar{\theta} - \delta_{rot1}$$



# The atan2 Function

- Extends the inverse tangent and correctly copes with the signs of  $x$  and  $y$ .

$$\text{atan2}(y, x) = \begin{cases} \text{atan}(y/x) & \text{if } x > 0 \\ \text{sign}(y) (\pi - \text{atan}(|y/x|)) & \text{if } x < 0 \\ 0 & \text{if } x = y = 0 \\ \text{sign}(y) \pi/2 & \text{if } x = 0, y \neq 0 \end{cases}$$

# Noise Model for Odometry

- The measured motion is given by the true motion corrupted with noise.

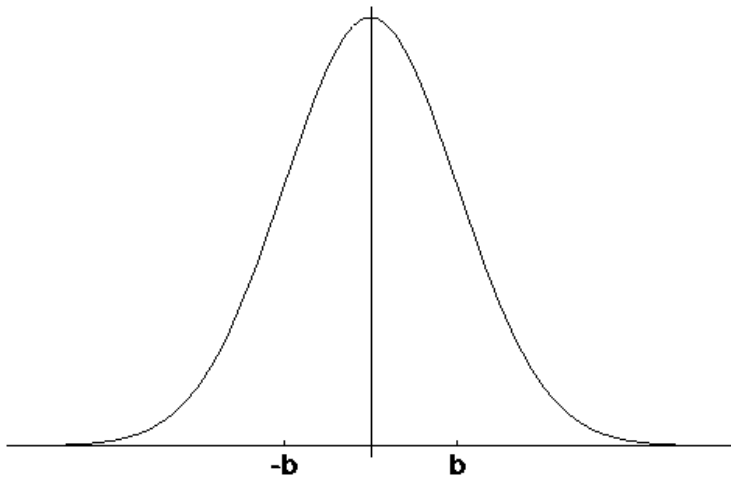
$$\hat{\delta}_{rot1} = \delta_{rot1} + \epsilon_{\alpha_1 |\delta_{rot1}| + \alpha_2 |\delta_{trans}|}$$

$$\hat{\delta}_{trans} = \delta_{trans} + \epsilon_{\alpha_3 |\delta_{trans}| + \alpha_4 |\delta_{rot1} + \delta_{rot2}|}$$

$$\hat{\delta}_{rot2} = \delta_{rot2} + \epsilon_{\alpha_1 |\delta_{rot2}| + \alpha_2 |\delta_{trans}|}$$

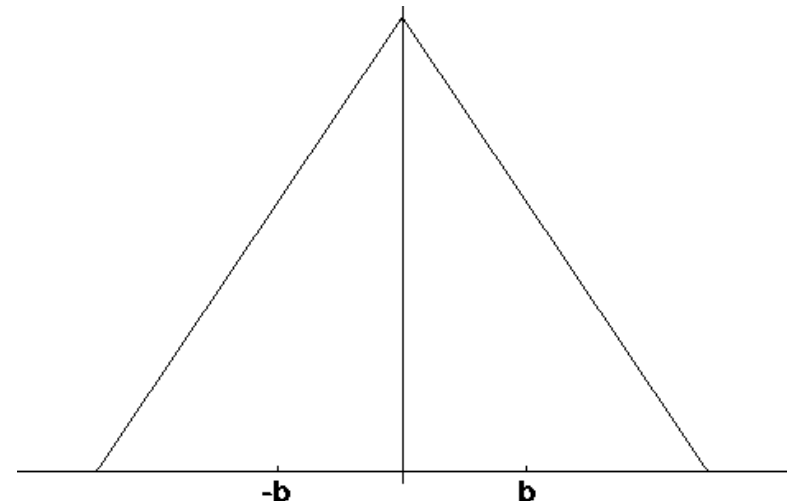
# Typical Distributions for Probabilistic Motion Models

Normal distribution



$$\mathcal{E}_{\sigma^2}(x) = \frac{1}{\sqrt{2\pi\sigma^2}} e^{-\frac{1}{2}\frac{x^2}{\sigma^2}}$$

Triangular distribution



$$\mathcal{E}_{\sigma^2}(x) = \begin{cases} 0 & \text{if } |x| > \sqrt{6\sigma^2} \\ \frac{\sqrt{6\sigma^2} - |x|}{6\sigma^2} & \text{otherwise} \end{cases}$$

# Calculating the Probability (zero-centered)

- For a normal distribution

1. Algorithm **prob\_normal\_distribution**( $a,b$ ):

2. return  $\frac{1}{\sqrt{2\pi} b^2} \exp\left\{-\frac{1 a^2}{2 b^2}\right\}$

- For a triangular distribution

1. Algorithm **prob\_triangular\_distribution**( $a,b$ ):

2. return  $\max\left\{0, \frac{1}{\sqrt{6} b} - \frac{|a|}{6 b^2}\right\}$

# Calculating the Posterior Given $\mathbf{x}$ , $\mathbf{x}'$ , and $\mathbf{u}$

1. Algorithm **motion\_model\_odometry(x,x',u)**

2.  $\delta_{trans} = \sqrt{(\bar{x}' - \bar{x})^2 + (\bar{y}' - \bar{y})^2}$

3.  $\delta_{rot1} = \text{atan2}(\bar{y}' - \bar{y}, \bar{x}' - \bar{x}) - \bar{\theta}$

4.  $\delta_{rot2} = \bar{\theta}' - \bar{\theta} - \delta_{rot1}$

odometry values (u)

5.  $\hat{\delta}_{trans} = \sqrt{(x' - x)^2 + (y' - y)^2}$

6.  $\hat{\delta}_{rot1} = \text{atan2}(y' - y, x' - x) - \bar{\theta}$

7.  $\hat{\delta}_{rot2} = \theta' - \theta - \hat{\delta}_{rot1}$

values of interest (x,x')

8.  $p_1 = \text{prob}(\delta_{rot1} - \hat{\delta}_{rot1}, \alpha_1 | \hat{\delta}_{rot1} | + \alpha_2 \hat{\delta}_{trans})$

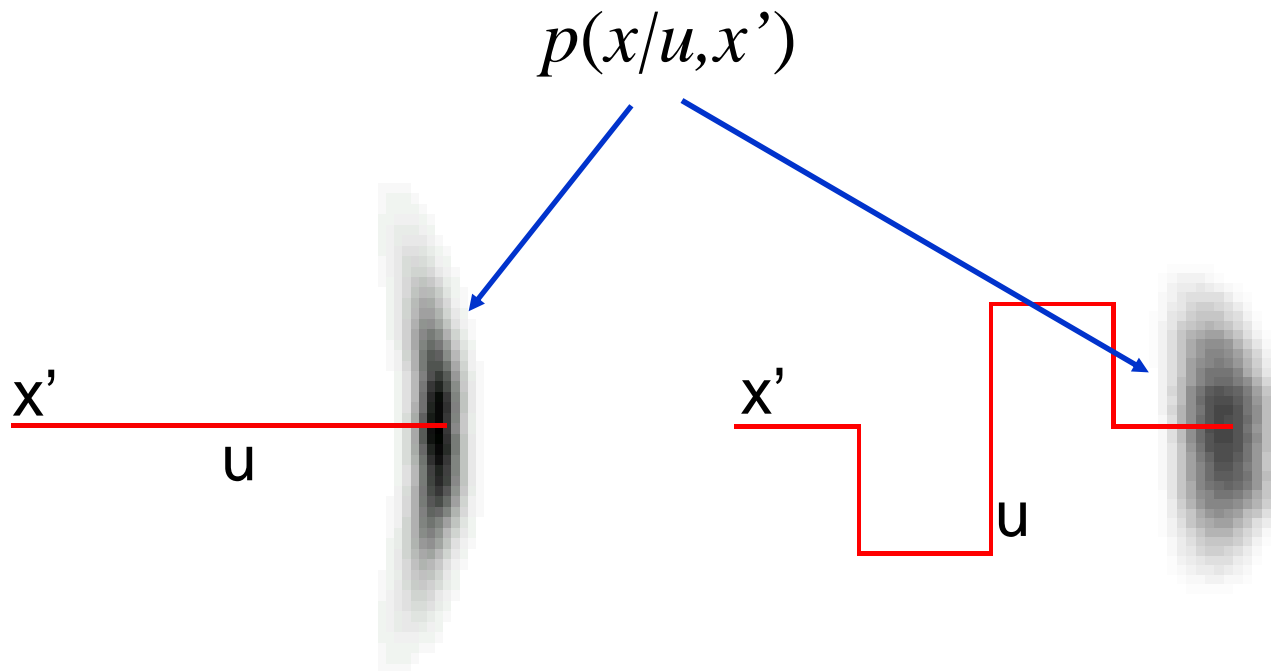
9.  $p_2 = \text{prob}(\delta_{trans} - \hat{\delta}_{trans}, \alpha_3 \hat{\delta}_{trans} + \alpha_4 (|\hat{\delta}_{rot1}| + |\hat{\delta}_{rot2}|))$

10.  $p_3 = \text{prob}(\delta_{rot2} - \hat{\delta}_{rot2}, \alpha_1 | \hat{\delta}_{rot2} | + \alpha_2 \hat{\delta}_{trans})$

11. return  $p_1 \cdot p_2 \cdot p_3$

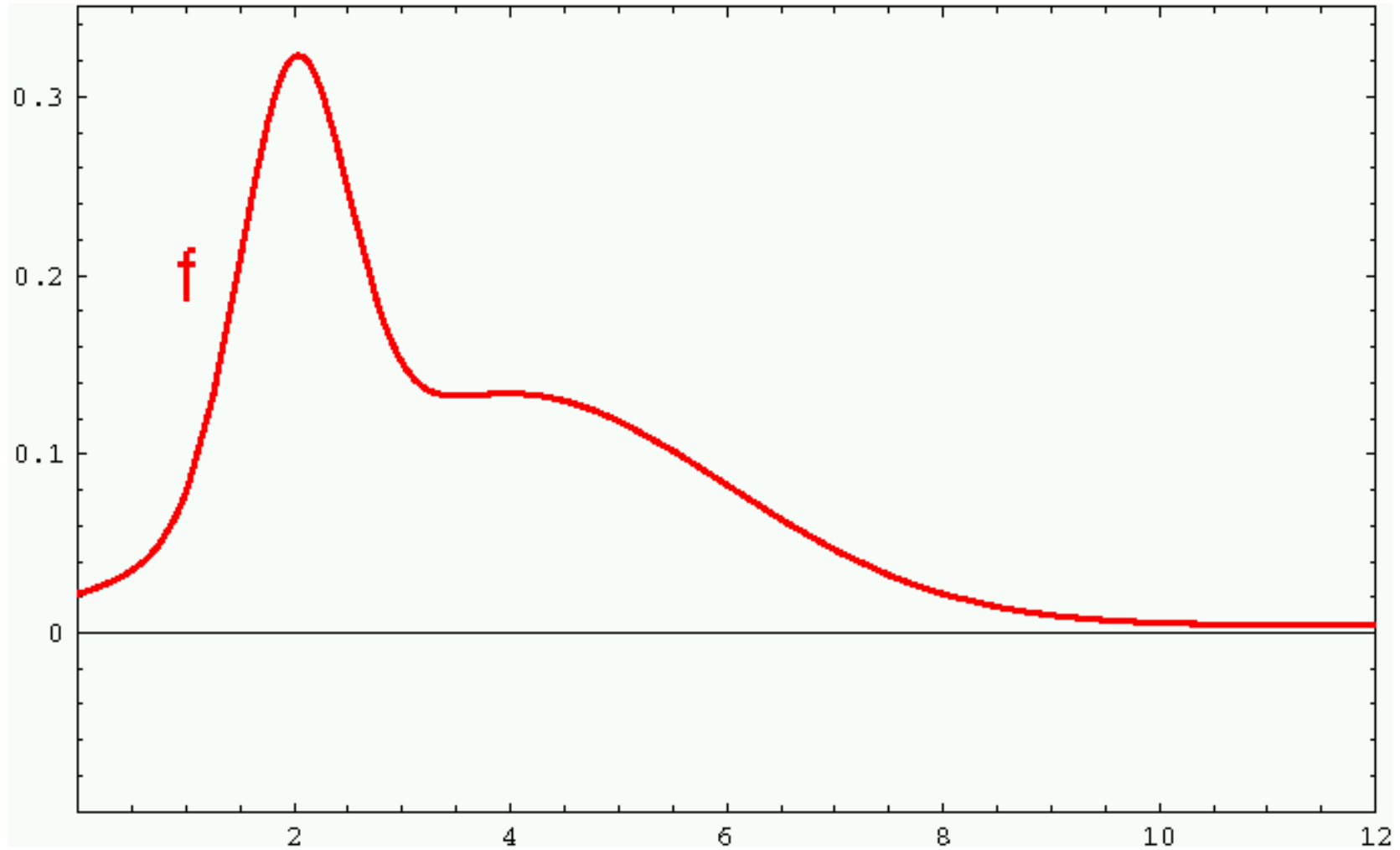
# Application

- Repeated application of the sensor model for short movements.
- Typical banana-shaped distributions obtained for 2d-projection of 3d posterior.

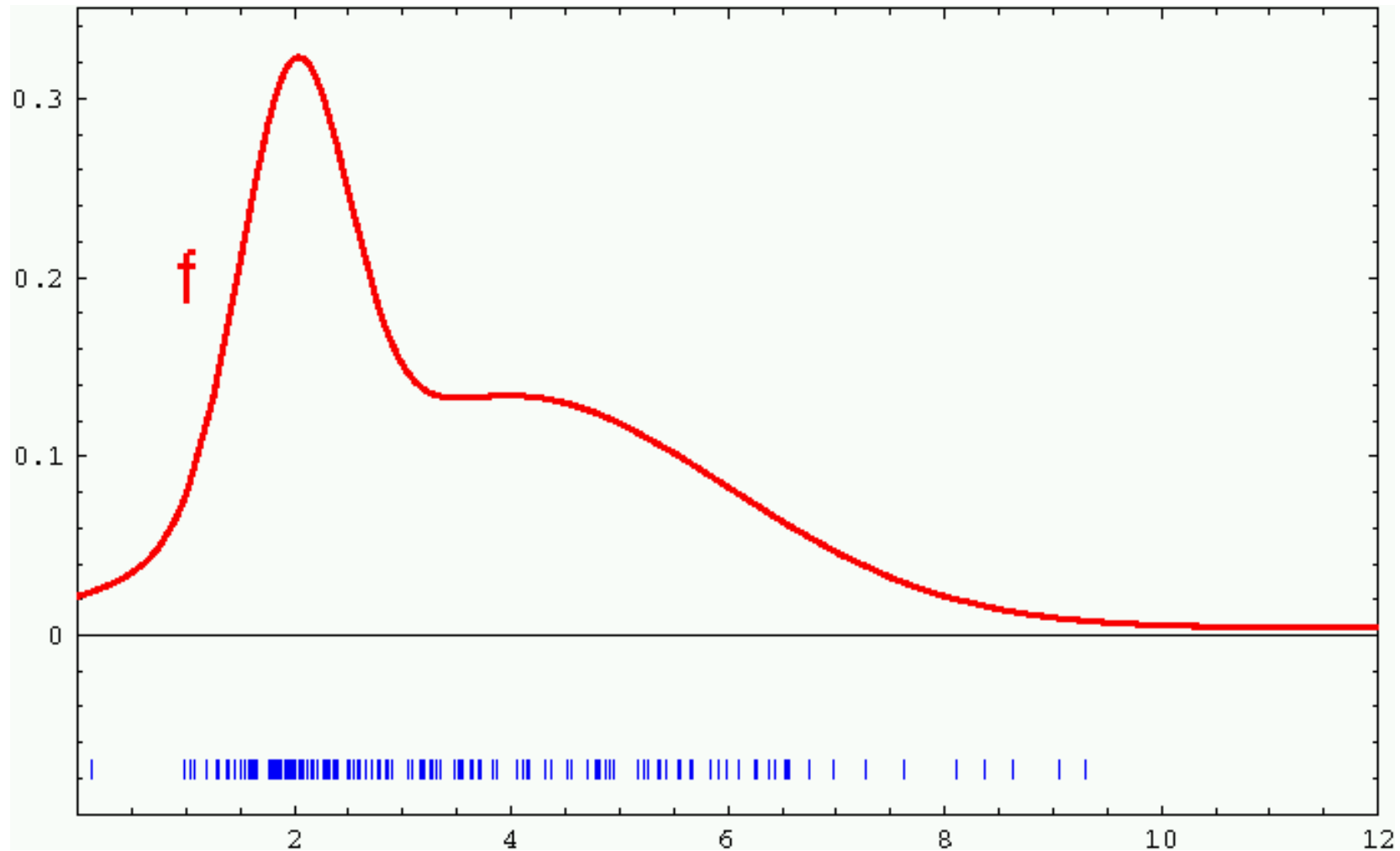




# Sample-based Density Representation



# Sample-based Density Representation



# How to Sample from Normal or Triangular Distributions?

- Sampling from a normal distribution

1. Algorithm **sample\_normal\_distribution**( $b$ ):

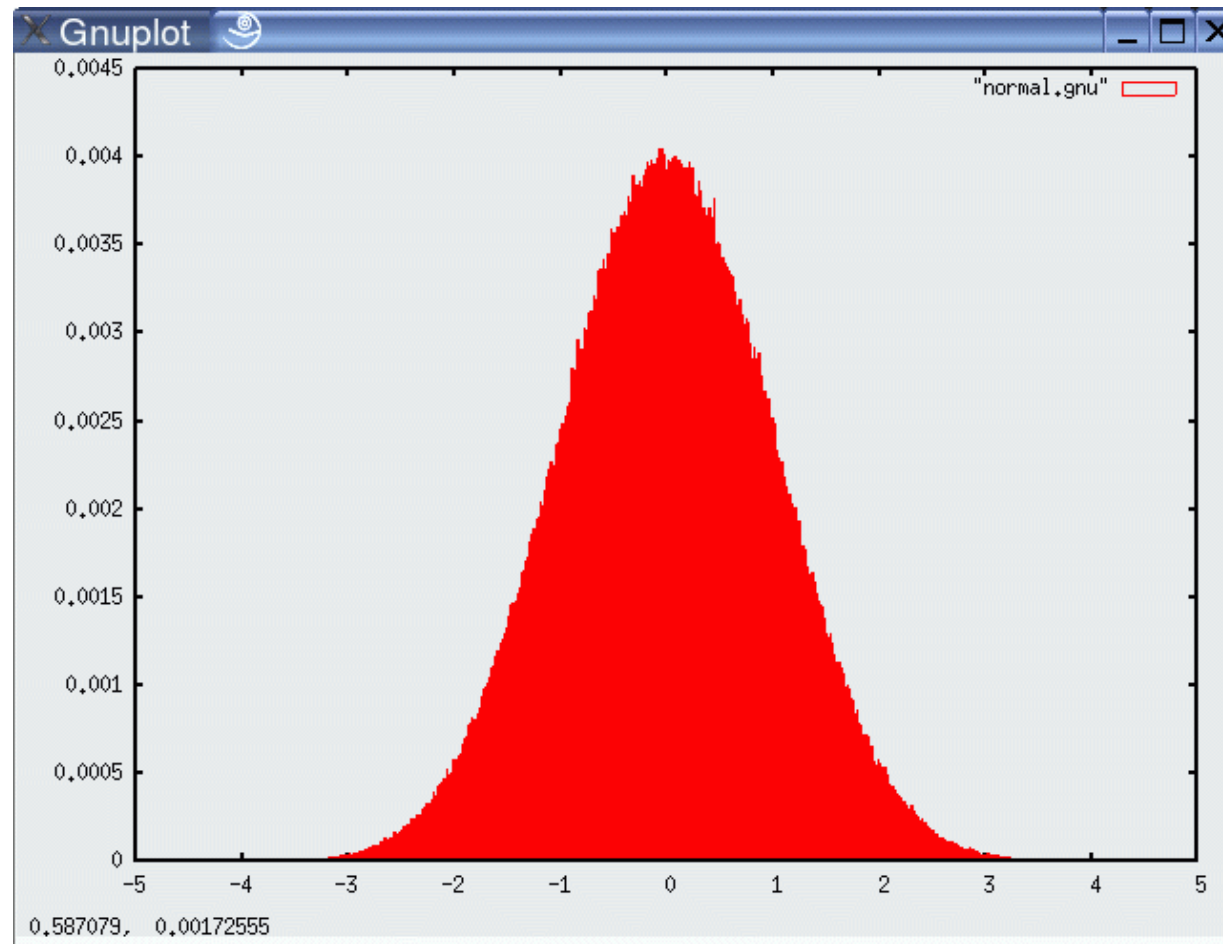
2. return  $\frac{1}{2} \sum_{i=1}^{12} \text{rand}(-b, b)$

- Sampling from a triangular distribution

1. Algorithm **sample\_triangular\_distribution**( $b$ ):

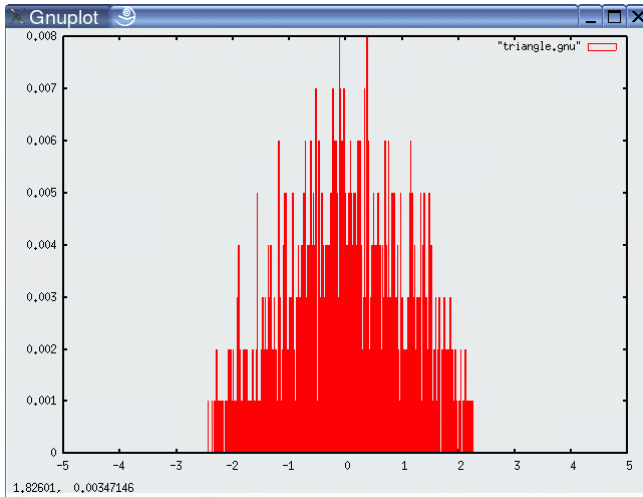
2. return  $\frac{\sqrt{6}}{2} [\text{rand}(-b, b) + \text{rand}(-b, b)]$

# Normally Distributed Samples

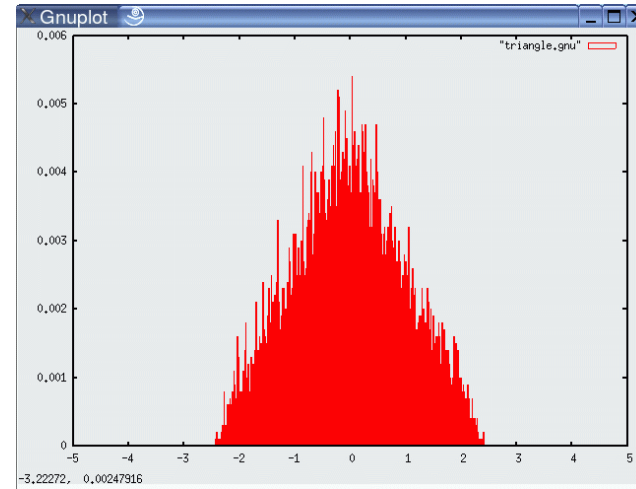


$10^6$  samples

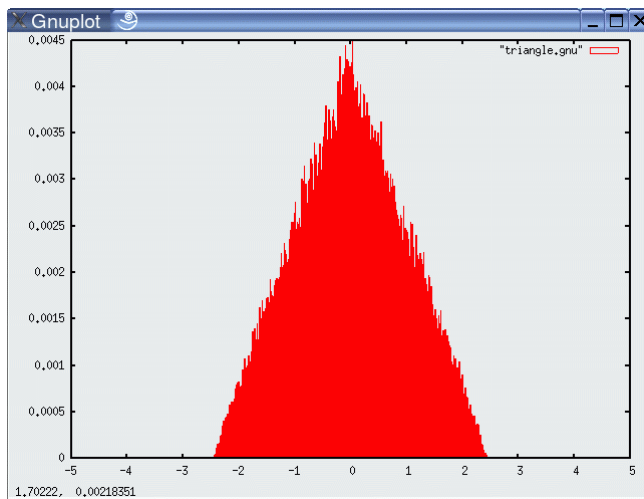
# For Triangular Distribution



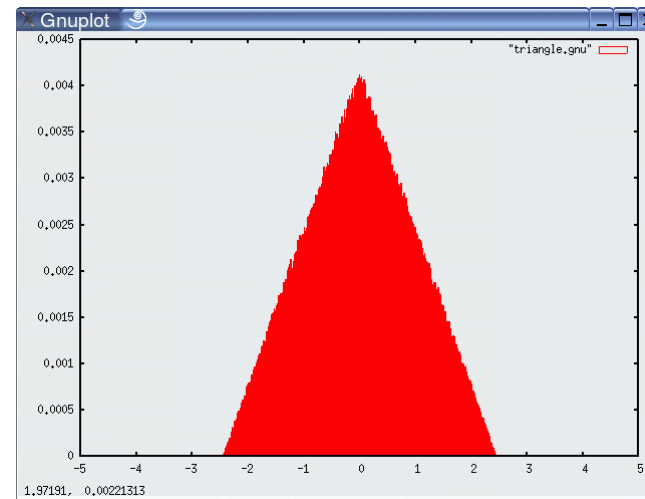
$10^3$  samples



$10^4$  samples



$10^5$  samples



$10^6$  samples

# Rejection Sampling

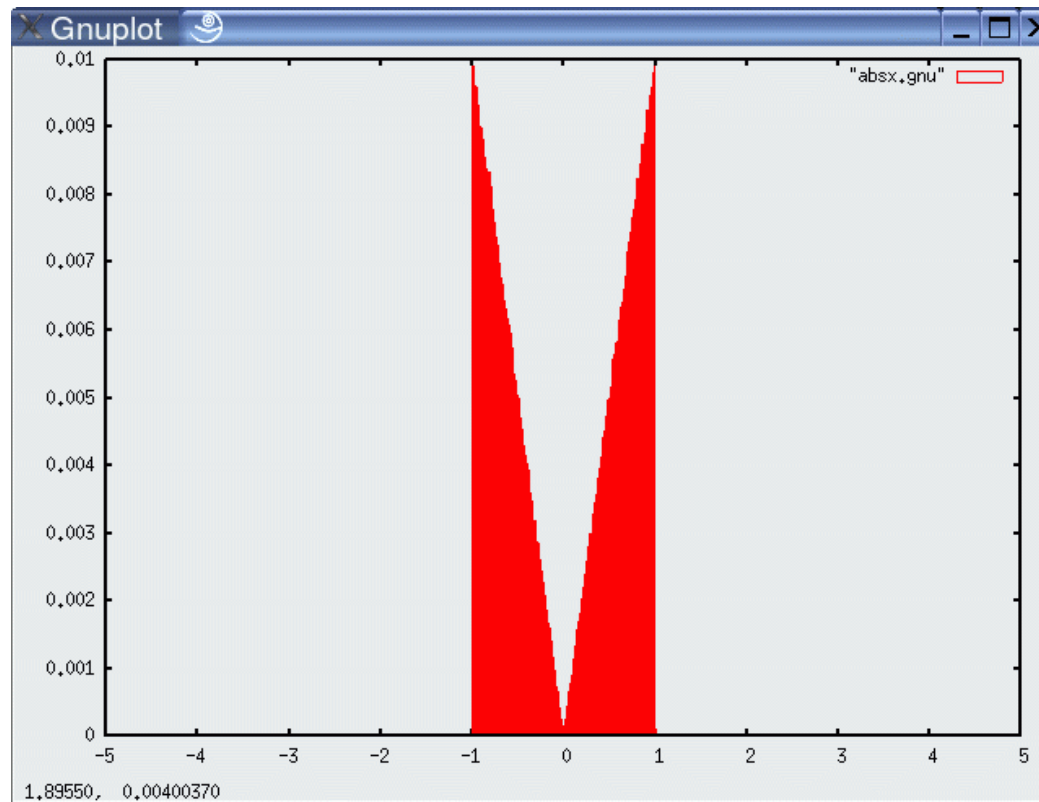
- Sampling from arbitrary distributions

1. Algorithm **sample\_distribution**( $f, b$ ):
2. repeat
3.      $x = \text{rand}(-b, b)$
4.      $y = \text{rand}(0, \max\{f(x) \mid x \in (-b, b)\})$
5. until ( $y \leq f(x)$ )
6. return  $x$

# Example

- Sampling from

$$f(x) = \begin{cases} \text{abs}(x) & x \in [-1; 1] \\ 0 & \text{otherwise} \end{cases}$$



# Sample Odometry Motion Model

1. Algorithm **sample\_motion\_model**( $u, x$ ):

$$u = \langle \delta_{rot1}, \delta_{rot2}, \delta_{trans} \rangle, x = \langle x, y, \theta \rangle$$

1.  $\hat{\delta}_{rot1} = \delta_{rot1} + \text{sample}(\alpha_1 | \delta_{rot1} | + \alpha_2 \delta_{trans})$

2.  $\hat{\delta}_{trans} = \delta_{trans} + \text{sample}(\alpha_3 \delta_{trans} + \alpha_4 (| \delta_{rot1} | + | \delta_{rot2} |))$

3.  $\hat{\delta}_{rot2} = \delta_{rot2} + \text{sample}(\alpha_1 | \delta_{rot2} | + \alpha_2 \delta_{trans})$

4.  $x' = x + \hat{\delta}_{trans} \cos(\theta + \hat{\delta}_{rot1})$

5.  $y' = y + \hat{\delta}_{trans} \sin(\theta + \hat{\delta}_{rot1})$

6.  $\theta' = \theta + \hat{\delta}_{rot1} + \hat{\delta}_{rot2}$

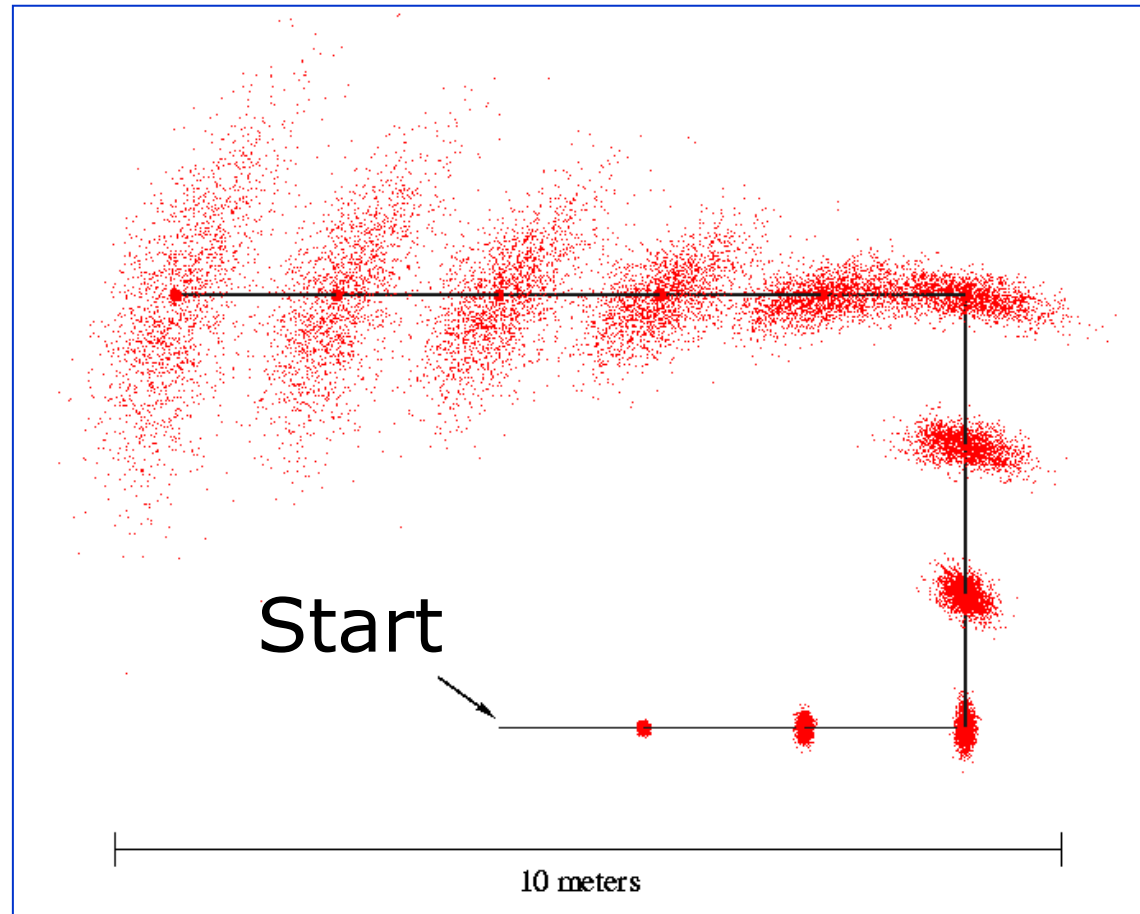
7. Return  $\langle x', y', \theta' \rangle$

**sample\_normal\_distribution**

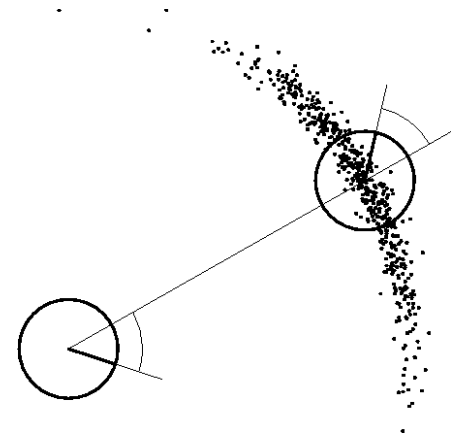
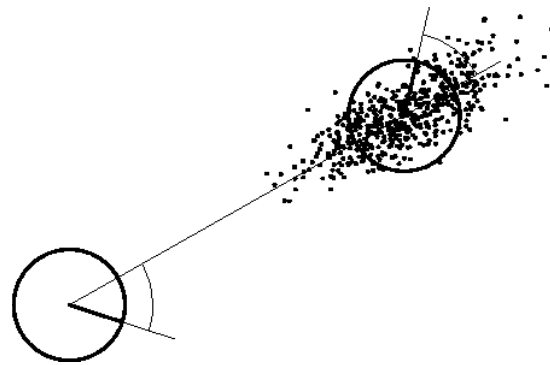

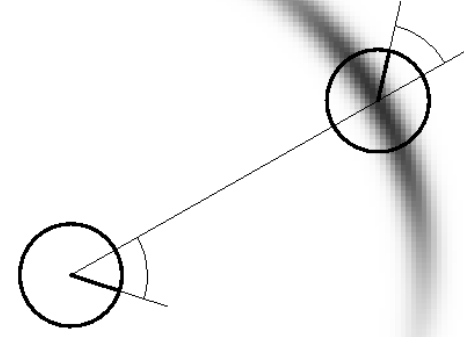
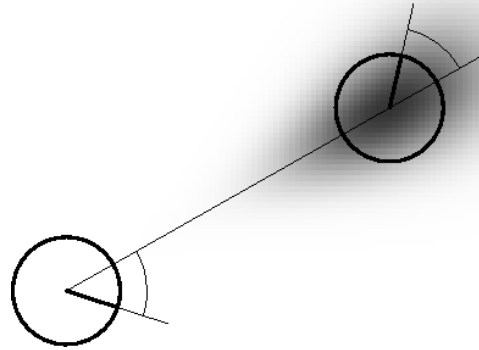
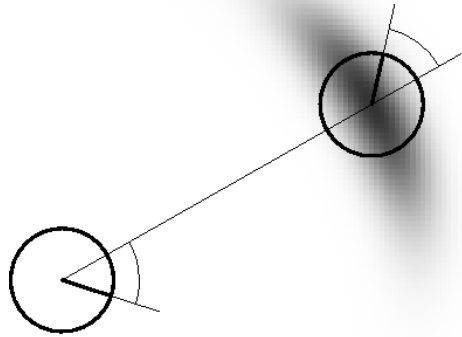




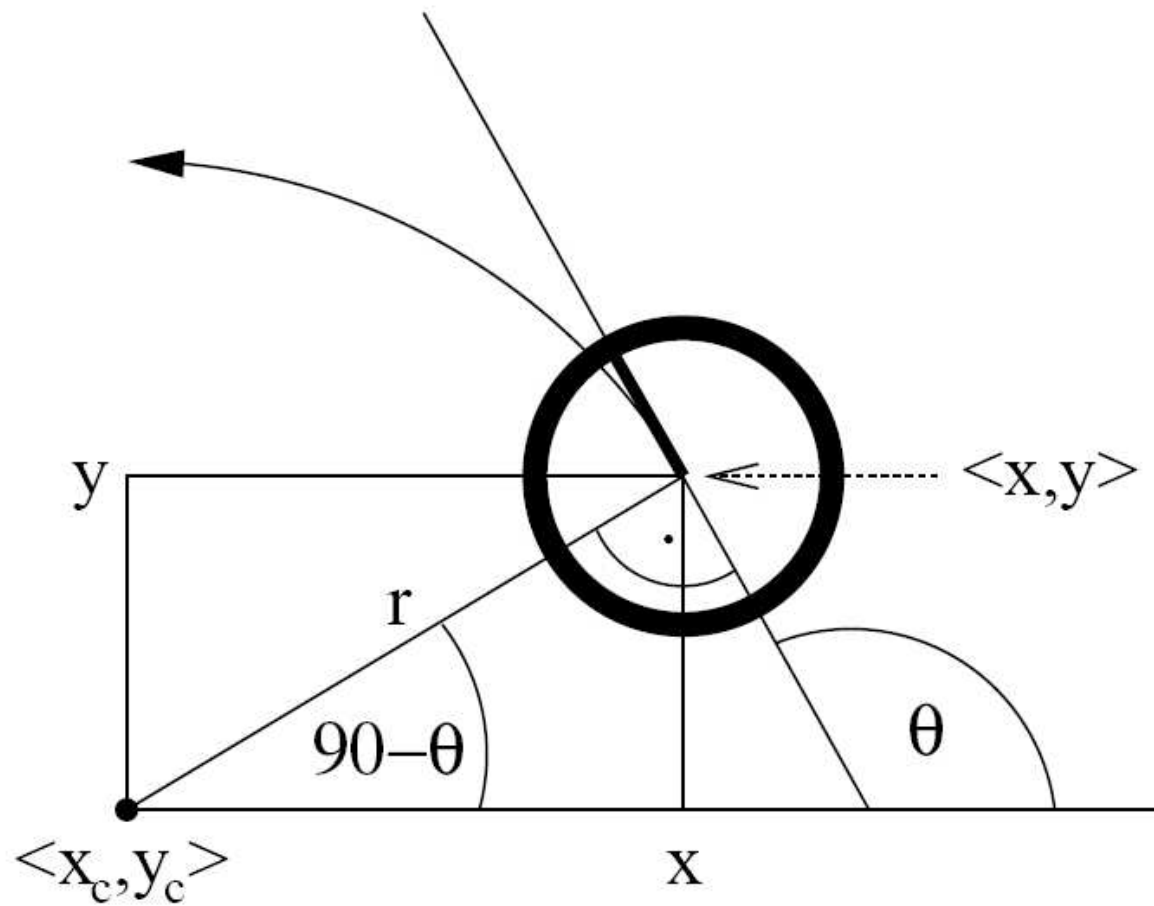
# Sampling from Our Motion Model



# Examples (Odometry-Based)



# Velocity-Based Model



# Equation for the Velocity Model

Center of circle:

$$\begin{pmatrix} x^* \\ y^* \end{pmatrix} = \begin{pmatrix} x \\ y \end{pmatrix} + \begin{pmatrix} -\lambda \sin \theta \\ \lambda \cos \theta \end{pmatrix} = \begin{pmatrix} \frac{x+x'}{2} + \mu(y-y') \\ \frac{y+y'}{2} + \mu(x'-x) \end{pmatrix}$$

with

$$\mu = \frac{1}{2} \frac{(x-x') \cos \theta + (y-y') \sin \theta}{(y-y') \cos \theta - (x-x') \sin \theta}$$

# Posterior Probability for Velocity Model

1: **Algorithm** `motion_model_velocity`( $x_t, u_t, x_{t-1}$ ):

2: 
$$\mu = \frac{1}{2} \frac{(x - x') \cos \theta + (y - y') \sin \theta}{(y - y') \cos \theta - (x - x') \sin \theta}$$

3: 
$$x^* = \frac{x + x'}{2} + \mu(y - y')$$

4: 
$$y^* = \frac{y + y'}{2} + \mu(x' - x)$$

5: 
$$r^* = \sqrt{(x - x^*)^2 + (y - y^*)^2}$$

6: 
$$\Delta\theta = \text{atan2}(y' - y^*, x' - x^*) - \text{atan2}(y - y^*, x - x^*)$$

7: 
$$\hat{v} = \frac{\Delta\theta}{\Delta t} r^*$$

8: 
$$\hat{\omega} = \frac{\Delta\theta}{\Delta t}$$

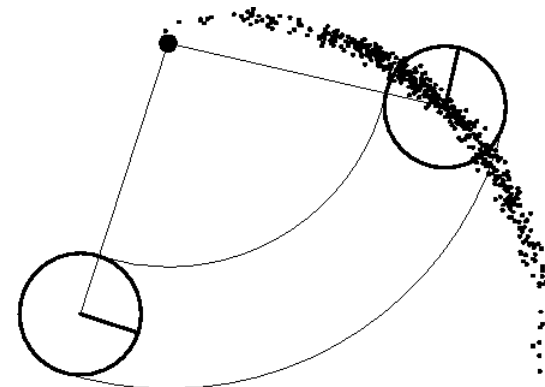

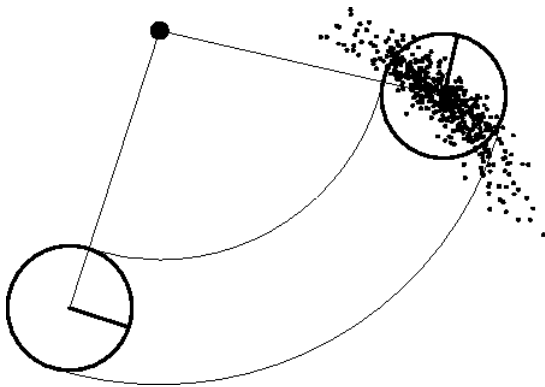
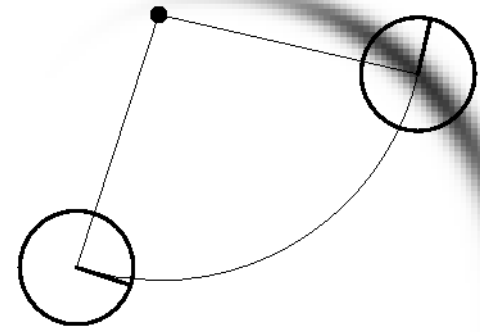
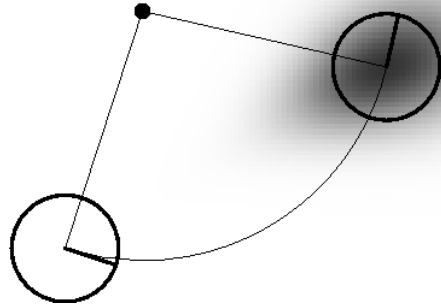
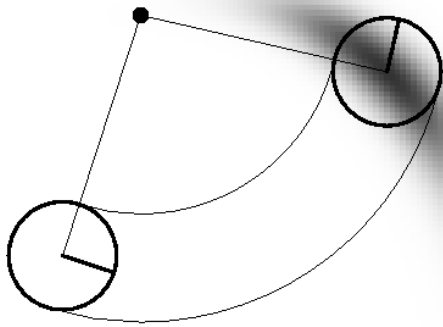
9: 
$$\hat{\gamma} = \frac{\theta' - \theta}{\Delta t} - \hat{\omega}$$

10: **return**  $\text{prob}(v - \hat{v}, \alpha_1|v| + \alpha_2|\omega|) \cdot \text{prob}(\omega - \hat{\omega}, \alpha_3|v| + \alpha_4|\omega|)$   
 $\cdot \text{prob}(\hat{\gamma}, \alpha_5|v| + \alpha_6|\omega|)$


# Sampling from Velocity Model

- 1:       **Algorithm** `sample_motion_model_velocity`( $u_t, x_{t-1}$ ):
- 2:              $\hat{v} = v + \text{sample}(\alpha_1|v| + \alpha_2|\omega|)$
- 3:              $\hat{\omega} = \omega + \text{sample}(\alpha_3|v| + \alpha_4|\omega|)$
- 4:              $\hat{\gamma} = \text{sample}(\alpha_5|v| + \alpha_6|\omega|)$
- 5:              $x' = x - \frac{\hat{v}}{\hat{\omega}} \sin \theta + \frac{\hat{v}}{\hat{\omega}} \sin(\theta + \hat{\omega}\Delta t)$
- 6:              $y' = y + \frac{\hat{v}}{\hat{\omega}} \cos \theta - \frac{\hat{v}}{\hat{\omega}} \cos(\theta + \hat{\omega}\Delta t)$
- 7:              $\theta' = \theta + \hat{\omega}\Delta t + \hat{\gamma}\Delta t$
- 8:             *return*  $x_t = (x', y', \theta')^T$

# Examples (velocity based)



# Map-Consistent Motion Model



$$p(x | u, x')$$

$\neq$



$$p(x | u, x', m)$$

Approximation:  $p(x | u, x', m) = \eta p(x | m) p(x | u, x')$



# Summary

- We discussed motion models for odometry-based and velocity-based systems
- We discussed ways to calculate the posterior probability  $p(x | x', u)$ .
- We also described how to sample from  $p(x | x', u)$ .
- Typically the calculations are done fixed intervals  $\Delta t$ .
- In practice, the parameters of the models have to be learned.
- We also discussed an extended motion model that takes the map into account.