

Robot Mapping

A Short Introduction to Homogeneous Coordinates

Gian Diego Tipaldi, Wolfram Burgard

Motivation

- Cameras generate a projected image of the world
- Euclidian geometry is suboptimal to describe the central projection
- In Euclidian geometry, the math can get difficult
- Projective geometry is an alternative algebraic representation of geometric objects and transformations
- Math becomes simpler

Projective Geometry

- Projective geometry does not change the geometric relations
- Computations can also be done in Euclidian geometry (but more difficult)

Homogeneous Coordinates

- H.C. are a system of coordinates used in projective geometry
- Formulas involving H.C. are often simpler than in the Cartesian world
- Points at infinity can be represented using finite coordinates
- A single matrix can represent affine transformations and projective transformations

Homogeneous Coordinates

- H.C. are a system of coordinates used in projective geometry
- Formulas involving H.C. are often simpler than in the Cartesian world
- Points at infinity can be represented using finite coordinates
- **A single matrix can represent affine transformations and projective transformations**

Homogeneous Coordinates

Definition

- The representation \mathbf{x} of a geometric object is homogeneous if \mathbf{x} and $\lambda\mathbf{x}$ represent the same object for $\lambda \neq 0$

Example

$$\mathbf{x} = \begin{bmatrix} u \\ v \\ w \end{bmatrix} = \begin{bmatrix} wx \\ wy \\ w \end{bmatrix} = \begin{bmatrix} x \\ y \\ 1 \end{bmatrix}$$

From Homogeneous to Euclidian Coordinates

homogeneous

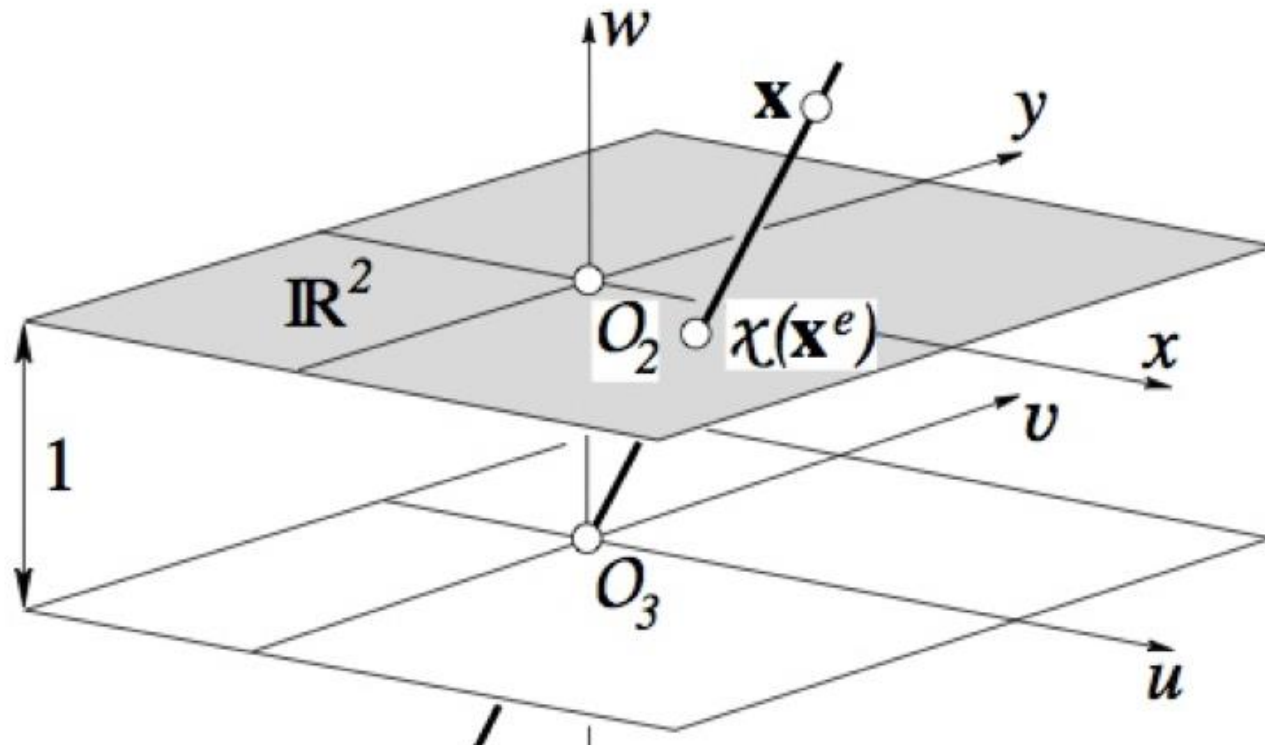
$$\mathbf{x} = \begin{bmatrix} u \\ v \\ w \end{bmatrix} = \begin{bmatrix} wx \\ wy \\ w \end{bmatrix} = \begin{bmatrix} x \\ y \\ 1 \end{bmatrix}$$

Euclidian

$$\mathbf{x} = \begin{bmatrix} x \\ y \end{bmatrix}$$

$$\begin{bmatrix} u \\ v \\ w \end{bmatrix} = \begin{bmatrix} u/w \\ v/w \\ 1 \end{bmatrix} \rightarrow \begin{bmatrix} u/w \\ v/w \end{bmatrix} = \begin{bmatrix} x \\ y \end{bmatrix}$$

From Homogeneous to Euclidian Coordinates



$$\begin{bmatrix} u \\ v \\ w \end{bmatrix} = \begin{bmatrix} u/w \\ v/w \\ 1 \end{bmatrix} \rightarrow \begin{bmatrix} u/w \\ v/w \end{bmatrix} = \begin{bmatrix} x \\ y \end{bmatrix}$$

Center of the Coordinate System

$$\mathbf{O}_2 = \begin{bmatrix} 0 \\ 0 \\ 1 \end{bmatrix}$$

$$\mathbf{O}_3 = \begin{bmatrix} 0 \\ 0 \\ 0 \\ 1 \end{bmatrix}$$

Infinitively Distant Objects

- It is possible to explicitly model infinitively distant points with finite coordinates

$$\mathbf{x}_{\infty} = \begin{bmatrix} u \\ v \\ 0 \end{bmatrix}$$

- Great tool when working with bearing-only sensors such as cameras

3D Points

- Analogous for 3D points

homogeneous

$$\mathbf{x} = \begin{bmatrix} u \\ v \\ w \\ t \end{bmatrix} = \begin{bmatrix} u/t \\ v/t \\ w/t \\ 1 \end{bmatrix}$$

Euclidian

$$\rightarrow \begin{bmatrix} u/t \\ v/t \\ w/t \end{bmatrix}$$

Transformations

- A projective transformation is a invertible linear mapping

$$\mathbf{x}' = M\mathbf{x}$$

Important Transformations (\mathbb{P}^3)

- General projective mapping

$$\mathbf{x}' = M \mathbf{x}$$

4×4

- Translation: 3 parameters
(3 translations)

$$M = \lambda \begin{bmatrix} I & \mathbf{t} \\ \mathbf{0}^\top & 1 \end{bmatrix}$$

$$I = \begin{bmatrix} 1 & 0 & 0 \\ 0 & 1 & 0 \\ 0 & 0 & 1 \end{bmatrix}$$

$$\mathbf{t} = \begin{bmatrix} t_x \\ t_y \\ t_z \end{bmatrix}$$

$$\mathbf{0} = \begin{bmatrix} 0 \\ 0 \\ 0 \end{bmatrix}$$

Important Transformations (\mathbb{P}^3)

- Rotation: 3 parameters
(3 rotation)

$$M = \lambda \begin{bmatrix} R & \mathbf{0} \\ \mathbf{0}^\top & 1 \end{bmatrix}$$

rotation
matrix



Recap – Rotation Matrices

$$R^{2D}(\theta) = \begin{bmatrix} \cos(\theta) & -\sin(\theta) \\ \sin(\theta) & \cos(\theta) \end{bmatrix}$$

$$R_x^{3D}(\omega) = \begin{bmatrix} 1 & 0 & 0 \\ 0 & \cos(\omega) & -\sin(\omega) \\ 0 & \sin(\omega) & \cos(\omega) \end{bmatrix} \quad R_y^{3D}(\phi) = \begin{bmatrix} \cos(\phi) & 0 & \sin(\phi) \\ 0 & 1 & 0 \\ -\sin(\phi) & 0 & \cos(\phi) \end{bmatrix}$$

$$R_z^{3D}(\kappa) = \begin{bmatrix} \cos(\kappa) & -\sin(\kappa) & 0 \\ \sin(\kappa) & \cos(\kappa) & 0 \\ 0 & 0 & 1 \end{bmatrix}$$

$$R^{3D}(\omega, \phi, \kappa) = R_z^{3D}(\kappa)R_y^{3D}(\phi)R_x^{3D}(\omega)$$

Important Transformations (\mathbb{P}^3)

- Rotation: 3 parameters
(3 rotation)

$$M = \lambda \begin{bmatrix} R & \mathbf{0} \\ \mathbf{0}^\top & 1 \end{bmatrix}$$

- Rigid body transformation: 6 params
(3 translation + 3 rotation)

$$M = \lambda \begin{bmatrix} R & \mathbf{t} \\ \mathbf{0}^\top & 1 \end{bmatrix}$$

Important Transformations (\mathbb{P}^3)

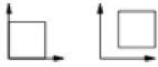









- Similarity transformation: 7 params
(3 trans + 3 rot + 1 scale)

$$M = \lambda \begin{bmatrix} mR & \mathbf{t} \\ \mathbf{0}^\top & 1 \end{bmatrix}$$

- Affine transformation: 12 parameters
(3 trans + 3 rot + 3 scale + 3 sheer)

$$M = \lambda \begin{bmatrix} A & \mathbf{t} \\ \mathbf{0}^\top & 1 \end{bmatrix}$$

Transformations in \mathbb{P}^2

2D Transformation	Figure	d. o. f.	H	H
Translation		2	$\begin{bmatrix} 1 & 0 & t_x \\ 0 & 1 & t_y \\ 0 & 0 & 1 \end{bmatrix}$	$\begin{bmatrix} I & t \\ \mathbf{0}^T & 1 \end{bmatrix}$
Mirroring at y -axis		1	$\begin{bmatrix} 1 & 0 & 0 \\ 0 & -1 & 0 \\ 0 & 0 & 1 \end{bmatrix}$	$\begin{bmatrix} Z & \mathbf{0} \\ \mathbf{0}^T & 1 \end{bmatrix}$
Rotation		1	$\begin{bmatrix} \cos \varphi & -\sin \varphi & 0 \\ \sin \varphi & \cos \varphi & 0 \\ 0 & 0 & 1 \end{bmatrix}$	$\begin{bmatrix} R & \mathbf{0} \\ \mathbf{0}^T & 1 \end{bmatrix}$
Motion		3	$\begin{bmatrix} \cos \varphi & -\sin \varphi & t_x \\ \sin \varphi & \cos \varphi & t_y \\ 0 & 0 & 1 \end{bmatrix}$	$\begin{bmatrix} R & t \\ \mathbf{0}^T & 1 \end{bmatrix}$
Similarity		4	$\begin{bmatrix} a & -b & t_x \\ b & a & t_y \\ 0 & 0 & 1 \end{bmatrix}$	$\begin{bmatrix} \lambda R & t \\ \mathbf{0}^T & 1 \end{bmatrix}$
Scale difference		1	$\begin{bmatrix} 1 + m/2 & 0 & 0 \\ 0 & 1 - m/2 & 0 \\ 0 & 0 & 1 \end{bmatrix}$	$\begin{bmatrix} D & \mathbf{0} \\ \mathbf{0}^T & 1 \end{bmatrix}$
Shear		1	$\begin{bmatrix} 1 & s/2 & 0 \\ s/2 & 1 & 0 \\ 0 & 0 & 1 \end{bmatrix}$	$\begin{bmatrix} S & \mathbf{0} \\ \mathbf{0}^T & 1 \end{bmatrix}$
Asym. shear		1	$\begin{bmatrix} 1 & s' & 0 \\ 0 & 1 & 0 \\ 0 & 0 & 1 \end{bmatrix}$	$\begin{bmatrix} S' & \mathbf{0} \\ \mathbf{0}^T & 1 \end{bmatrix}$
Affinity		6	$\begin{bmatrix} a & b & c \\ d & e & f \\ 0 & 0 & 1 \end{bmatrix}$	$\begin{bmatrix} A & t \\ \mathbf{0}^T & 1 \end{bmatrix}$
Projectivity		8	$\begin{bmatrix} a & b & c \\ d & e & f \\ g & h & i \end{bmatrix}$	$\begin{bmatrix} A & t \\ p^T & 1/\lambda \end{bmatrix}$

Transformations

- Inverting a transformation

$$\mathbf{x}' = M\mathbf{x}$$

$$\mathbf{x} = M^{-1}\mathbf{x}'$$

- Chaining transformations via matrix products (not commutative)

$$\mathbf{x}' = M_1M_2\mathbf{x}$$

$$\neq M_2M_1\mathbf{x}$$

Motions

- We will express motions (rotations and translations) using H.C.

$$M = \lambda \begin{bmatrix} R & \mathbf{t} \\ \mathbf{0}^\top & 1 \end{bmatrix}$$

- Chaining transformations via matrix products (not commutative)

$$\mathbf{x}' = M_1 M_2 \mathbf{x}$$

$$\neq M_2 M_1 \mathbf{x}$$

Conclusion

- Homogeneous coordinates are an alternative representation for geometric objects
- Equivalence up to scale
$$\mathbf{x} \equiv \lambda \mathbf{x} \text{ with } \lambda \neq 0$$
- Modeled through an extra dimension
- Homogeneous coordinates can simplify mathematical expressions
- We often use it to represent the motion of objects

Literature

Homogeneous Coordinates

- Photogrammetrie I Skript by Wolfgang Förstner
- Wikipedia as a good summary on homogeneous coordinates:
http://en.wikipedia.org/wiki/Homogeneous_coordinates

Slide Information

- These slides have been created by Cyrill Stachniss as part of the robot mapping course taught in 2012/13 and 2013/14. I created this set of slides partially extending existing material of Edwin Olson, Pratik Agarwal, and myself.
- I tried to acknowledge all people that contributed image or video material. In case I missed something, please let me know. If you adapt this course material, please make sure you keep the acknowledgements.
- Feel free to use and change the slides. If you use them, I would appreciate an acknowledgement as well. To satisfy my own curiosity, I appreciate a short email notice in case you use the material in your course.
- My video recordings are available through YouTube:
http://www.youtube.com/playlist?list=PLgnQpQtFTOGQrZ4O5QzbIHgl3b1JHimN_&feature=g-list